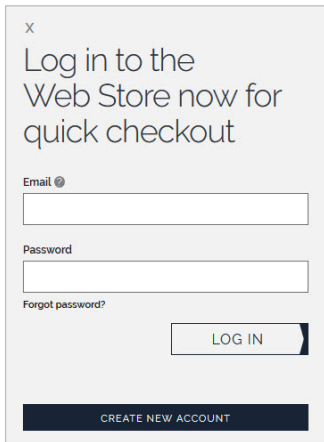


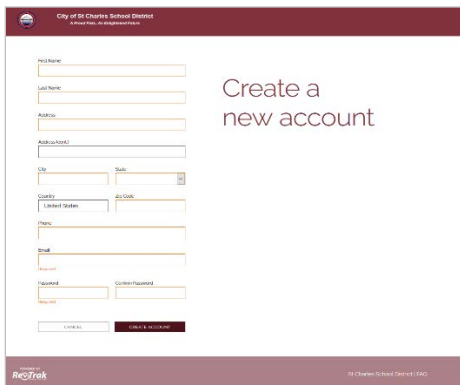
# RevTrak New User: Create An Account and Login to Tyler Fee Payments

1

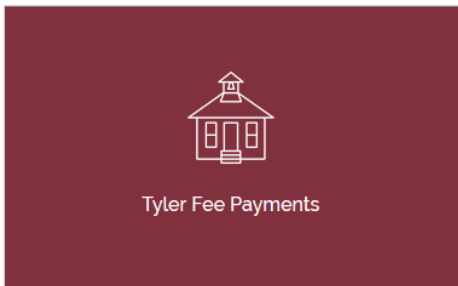


To create a RevTrak account, visit the web store at <https://stcharlessd.revtrak.net/>. Click the “Login” tab, then “Create New Account.”

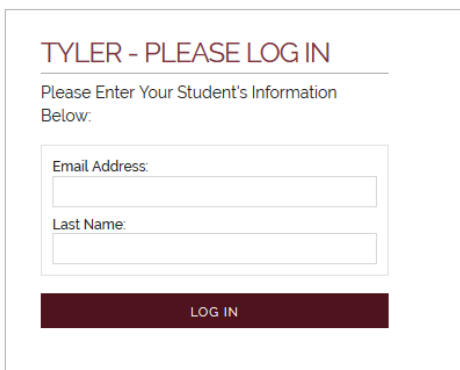
2



Enter your name, address, phone number, email address, and create a new password.



Once your RevTrak account has been created, click on the “Tyler Fee Payments” button on the home page and enter your Tyler Login Credentials. You will only need to enter your Tyler Login Credentials as a first-time user.



3

CART

Clear Cart

MIDDLE SCHOOL BOYS BASKETBALL FEE

xx

Quantity: 1

REMOVE \$30.00

SUB TOTAL \$30.00

SERVICE FEE \$1.08

**TOTAL \$31.08**

CONTINUE SHOPPING CHECKOUT

Once your account has been created, you are now able to browse the web store. Add items to cart, and either click **Continue Shopping** or **Checkout**

CHECKOUT

PAYMENT VERIFY

## ADD CARD

DISCOVER MASTERCARD VISA

card number\* name

expiration\* nickname

Month Year

SAVE CARD

CANCEL CONTINUE

Enter your payment method and complete your transaction.

If you would like to save your credit card information for future purchases, be sure to check the "Save Card" box. If you do not want the web store to retain your credit card information, leave the "Save Card" box unchecked.

After making the initial Tyler Fee Payment, please proceed to the "Chromebook Forms" button on the home page and enter the required information to complete your order.

CHECKOUT

BILLING 4 EDIT

BILL TO  
John Smith  
200 Main St.  
St. Paul, MN 55444

PAYMENT METHOD EDIT

VISA Visa  
... 1111

ITEMS

SPORT PASS \$0.50  
Quantity: 1  
For: Tara Smith (601439)

TOTAL

PLACE ORDER

